



American Beacon SiM High Yield Opportunities Fund

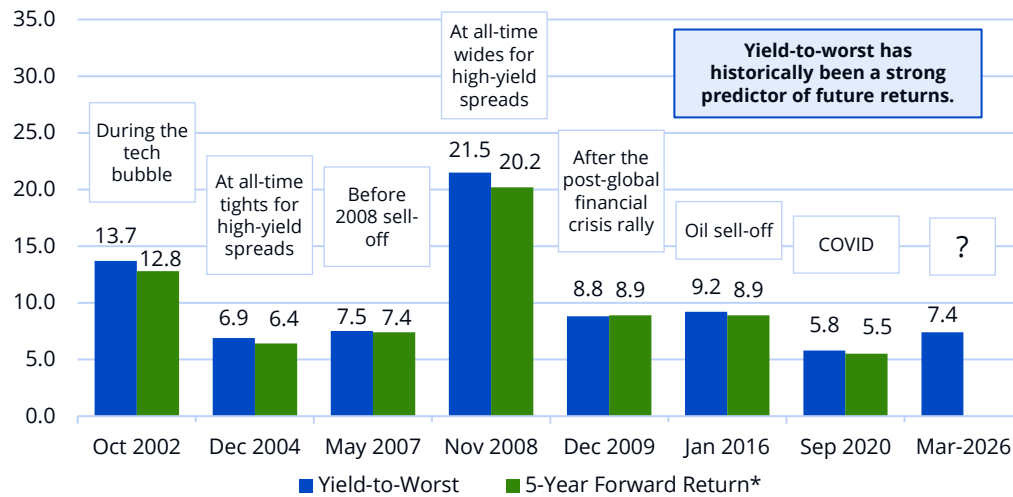
R5: SHOIX | Investor: SHYPX | Y: SHOYX | A: SHOAX | C: SHOCX

Data as of March 31, 2026

Tapping High Yield for Total Return Potential

Yields today set the stage for compelling total returns.

ICE BofA U.S. High Yield Index: Yield-to-Worst

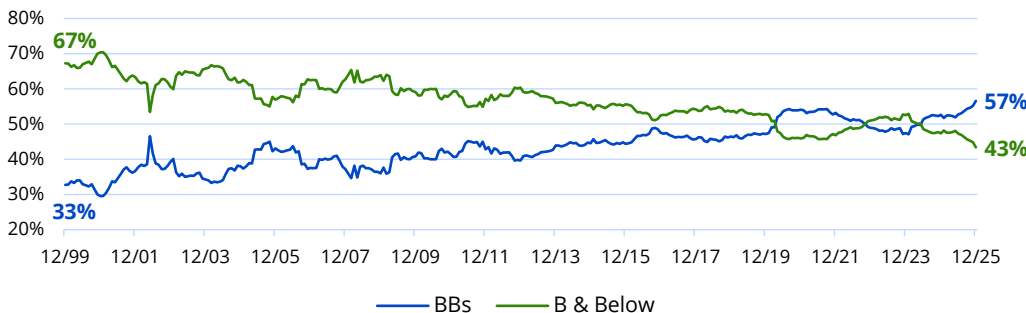


Source: FactSet. *Annualized. Performance shown is historical and is not indicative of future returns.

Backed by Solid Fundamentals

BB-rated credits now make up 57% of the index, up from 33% at the start of 2000.

ICE BofA U.S. High Yield Index: Historical Credit Quality By Rating



Source: Strategic Income Management & ICE Data Indices, LLC. As of December 31, 2025.

OVERALL
MORNINGSTAR RATING™
as of March 31, 2026



Y Class shares among
581 High Yield Bond funds

Morningstar ratings may vary among share classes and are based on 3-, 5- and 10-year (when applicable) risk-adjusted total returns, which are not indicative of future results.

FUND PERFORMANCE

Y Class vs. Morningstar Category

	Total Return (%)	Rank (%) / # Funds
QTR	0.50	—
1 YR	8.59	6 / 612
3 YR	9.55	4 / 581
5 YR	5.83	2 / 538
10 YR	6.97	4 / 437

Sources: American Beacon, Morningstar

EXPENSE RATIOS (%)

	Gross	Net
Y	0.86	0.75

The net expense ratio may reflect fees and expenses that American Beacon Advisors has contractually agreed to reduce and/or reimburse through December 31, 2026.

SEC 30-DAY YIELD (%)

as of March 31, 2026

Class	Unsubsidized
Y	5.87

Distribution Frequency Monthly

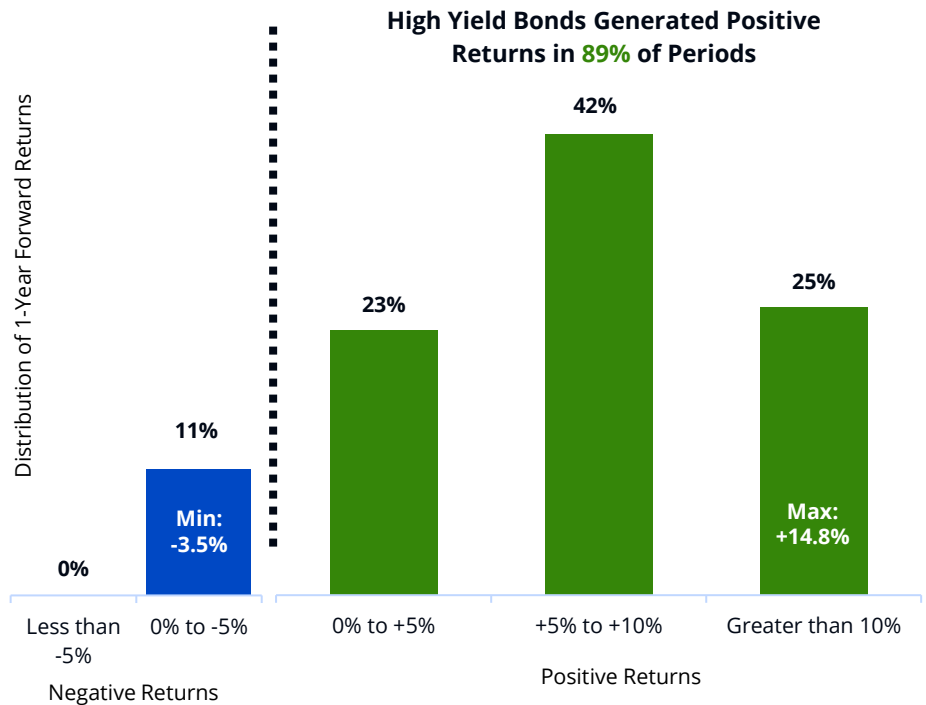
The SEC 30-day yield is shown with and without (Unsubsidized) the effect of any waivers/ reimbursements during the period.

Performance shown is historical and is not indicative of future returns. Investment returns and principal value will vary, and shares may be worth more or less at redemption than at original purchase. Performance shown is as of date indicated, and current performance may be lower or higher than the performance data quoted. To obtain performance as of the most recent month end, please visit americanbeaconfunds.com or call 800.967.9009.

The Case for High Yield

Entering at yields of 7% to 8% has historically led to strong one-year returns.

- The Yield-to-Worst (“YTW”) of the ICE BofA U.S. High Yield Index is currently at 7.4%.
- Over the past 30 years, when yields were between 7% to 8%, the forward 1-year return has been positive 89% of the time.
- This highlights the resilience of high yield returns at these levels and underscores the starting yield as a driver of returns.



Source: FactSet and Morningstar. Performance shown is historical and is not indicative of future returns. Yield and return history is from January 1, 1995 to March 31, 2025.

Delivering Consistent Outperformance

Since inception, the **American Beacon SiM High Yield Opportunities Fund** has consistently outperformed the ICE BofA U.S. High Yield Index and peer group over rolling three-year periods, frequently ranking in the top quartile of the Morningstar High Yield Bond Category.

American Beacon SiM High Yield Opportunities Fund (Fund inception: February 14, 2011)

% of Time
Outperforming the Category
Average: Trailing 3-Year Returns

98%

% of Time
Ranking in the Top Quartile:
Trailing 3-Year Returns

88%

% of Time
Outperforming the Index:
Trailing 3-Year Returns

76%

Source: Morningstar. Since March 1, 2011, as of March 31, 2026.

A Distinctively Active Approach to High Yield

High conviction, capacity constrained and benchmark agnostic.

Core

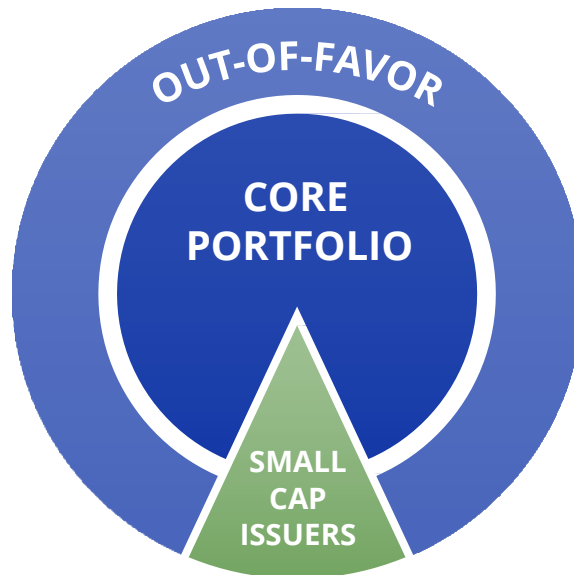
- ▶ Long-term secular trends
- ▶ Suitable industries
- ▶ Good businesses

Out-of-Favor

- ▶ Viable industry
- ▶ Catalyst for change
- ▶ Long runway

Small Cap Issuers

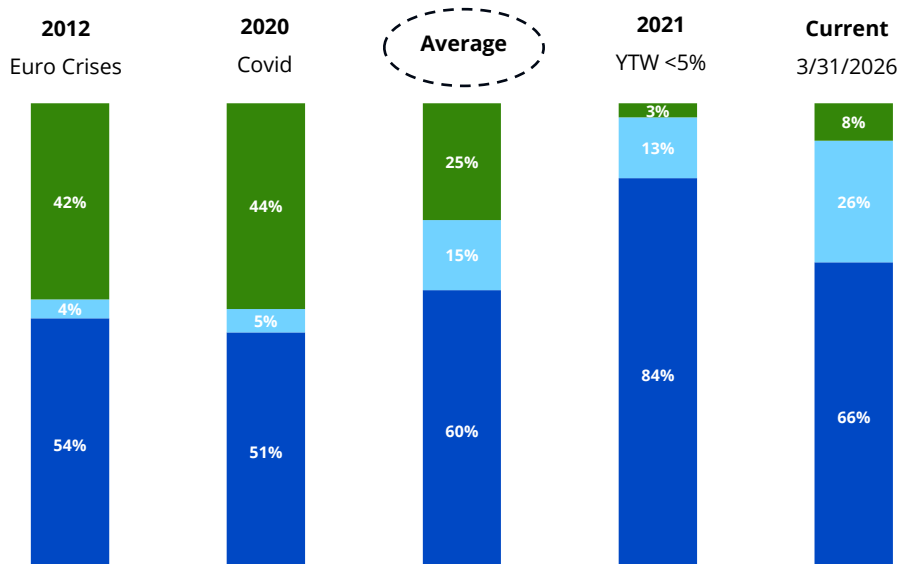
- ▶ Yield advantage
- ▶ Rating agency
- ▶ Neglected by larger peers



Opportunistically Exploiting Market Dislocations

The portfolio managers take advantage of market opportunities to dynamically adjust the Fund's allocation to core and out-of-favor securities. Being benchmark agnostic results in a portfolio that generates alpha by being different.

Out-of-favor vs. Core Range



Current Sectors

Deep Out of Favor
Real Estate

Out of Favor
Offshore Energy Servicing
Counter Cyclical Finance
Shipping

Core
Healthcare
Defense
Consumer Protein
Leisure
Technology

Source: Strategic Income Management, LLC
For illustrative purposes only.

American Beacon SiM High Yield Opportunities Fund



Total Returns (%)

(Inception Date: 2/14/11)

	QTR	YTD	1 YR	3 YR	5 YR	10 YR
Y Class (SHOYX)	0.50	0.50	8.59	9.55	5.83	6.97
% Rank / # of funds in category	—	—	6 / 612	4 / 581	2 / 538	4 / 437
ICE BofA U.S. High Yield Index	-0.55	-0.55	6.90	8.50	4.19	6.05
Morningstar High Yield Bond Category	-0.52	-0.52	6.54	7.78	3.70	5.05

Source: Morningstar. Periods more than one year have been annualized.

Since Inception Return & Risk Metrics

(As of March 31, 2026)

	Return	Sharpe Ratio	Alpha	Tracking Error
Y Class (SHOYX)	6.61	0.67	0.87	2.50
ICE BofA U.S. High Yield Index	5.60	0.59	—	—
Morningstar High Yield Bond Category	4.62	0.49	-0.61	0.83
% of Investment Ranked in Peer Group (420 funds)	2%	9%	4%	20%

Sources: Morningstar.

Performance shown is historical and is not indicative of future returns. Investment returns and principal value will vary, and shares may be worth more or less at redemption than at original purchase. Performance shown is as of date indicated, and current performance may be lower or higher than the performance data quoted. To obtain performance as of the most recent month end, please visit americanbeaconfunds.com or call 800.967.9009.

This material is for financial professional use only. It may not be reproduced or shown to members of the public or used in written form as sales literature.

Investments in **high-yield securities** (commonly referred to as “junk bonds”), including loans, **CLOs, restricted securities and floating-rate securities**, are subject to greater levels of credit, interest rate, market and liquidity risks than investment-grade securities. **Interest rate risk** is the risk that debt securities will decrease in value with increases in market interest rates. **Credit risk** is the risk that a debt issuer will fail to make timely payment of interest or principal; if the credit rating of an issuer declines, then the price of its debt securities may also decline.

To the extent the Fund invests more heavily in particular sectors, its performance will be sensitive to factors affecting those sectors. **Consumer Staples** companies are sensitive to commodities and energy prices, availability of underlying commodities, and government regulation. Investing in **foreign and emerging markets** may involve heightened risk due to currency fluctuations and economic and political risks. **Derivative instruments** may be highly sensitive to market factors, have less liquidity than other investments and involve the potential for losses to exceed the amount invested. Geopolitical and other events have led to **market disruptions** causing adverse changes in the value of investments broadly. Changes in value may be temporary or may last for extended periods. Please see the prospectus for a complete discussion of the Fund’s risks. There can be no assurances that the investment objectives of this Fund will be met.

Important Information: All investing involves risk, including possible loss of principal. Indexes are unmanaged and one cannot invest directly in an index.

A portion of fees charged to the **Y Class** of **American Beacon SiM High Yield Opportunities Fund** has been waived since 2021. Performance prior to waiving fees was lower than actual returns shown for periods when fees were waived. Specific information about any Fund may be found at americanbeaconfunds.com or in the prospectus.

The ICE BofA U.S. High Yield Index is a commonly used benchmark index for high yield composite bonds and is a measure of the broad high yield market. The ICE U.S. High Yield Index is a product of ICE Data Indices, LLC and is used with permission. ICE® is a registered trademark of ICE Data Indices, LLC or its affiliates and BofA® is a registered trademark of Bank of America Corporation licensed by Bank of America Corporation and its affiliates (“BofA”), and may not be used without BofA’s prior written approval. The index data referenced herein is the property of ICE Data Indices, LLC, its affiliates (“ICE Data”) and/or its third party suppliers and, along with the ICE BofA trademarks, has been licensed for use by American Beacon Funds.

ICE Data and its Third Party Suppliers accept no liability in connection with the use of such index data or marks. See prospectus for a full copy of the Disclaimer.

For each fund with at least a three-year history, Morningstar calculates a Morningstar Rating™ based on a Morningstar Risk-Adjusted Return measure that accounts for variation in a fund’s monthly performance (including the effects of sales charges, loads and redemption fees), placing more emphasis on downward variations and rewarding consistent performance. The top 10% of funds in each category receive 5 stars, the next 22.5% receive 4 stars, the next 35% receive 3 stars, the next 22.5% receive 2 stars and the bottom 10% receive 1 star. (Each share class is counted as a fraction of one fund within the scale and rated separately, which may cause slight variations in the distribution percentages.) The Overall Morningstar Rating for a fund is derived from a weighted average of performance figures associated with its three-, five- and 10-year (if applicable) Morningstar Rating metrics. In the U.S.-domiciled High Yield Bond category, the **American Beacon SiM High Yield Opportunities Fund (Y Class)** was rated 5 stars out of 581 funds overall. The Fund was rated 5 stars out of 581 funds, 5 stars out of 538 funds and 5 stars out of 437 funds for the three-, five- and 10-year periods, respectively. Past performance is no guarantee of future results.

©2026 Morningstar, Inc. All rights reserved. The information contained herein: (1) is proprietary to Morningstar and/or its content providers; (2) may not be copied or distributed; and (3) is not warranted to be accurate, complete or timely. Neither Morningstar nor its content providers are responsible for any damages or losses arising from any use of this information.

American Beacon is a registered service mark of American Beacon Advisors, Inc. American Beacon Funds and American Beacon SiM High Yield Opportunities Fund are service marks of American Beacon Advisors, Inc.

Securities of the Fund may only be sold by offering the Fund’s prospectus and summary prospectus. You should consider the investment objectives, risks, charges and expenses of the Fund carefully before investing. The prospectus and summary prospectus contain this and additional information regarding the Fund. To obtain a prospectus and summary prospectus, call 800.967.9009 or visit americanbeaconfunds.com. The prospectus and summary prospectus should be read carefully before investing.

©2026 American Beacon Advisors, Inc. All rights reserved.